



AACPS Digital Citizenship

Lesson Title: Spread the News

Grade K

Time: 30 minutes

Overview: Children learn what it means to communicate, recognize the computer as a communication invention, and plan their own way to communicate a message.

Objectives:

- Define "communicate"
- Describe communications inventions
- Recognize the computer as a device used to communicate

Materials:

Crayons

Activity Sheet:
Spread the News

Maryland Technology Literacy Standards for Students (MTLSS)

Standard 1.0 – Technology Systems: **Foundation in the use and understanding of technology**

Standard 2.0–Digital Citizenship:

Students will demonstrate an understanding of the history of technology, its implications on society and practice ethical, legal, and responsible use of technology to assure safety.

Standard 3.0 – Technology for learning and Collaboration: Students will use a variety of technologies for learning and collaboration.

Activities:

Introduce:

- Pose the following to children: *Our school's principal has some very exciting news to tell. How will he communicate the news to children? To teachers? To parents? To the neighborhood?* List children's ideas about which communications methods to use, encouraging them to consider the best method for each audience.
- Have children reflect on the story about the principal's news and tell what the word "communicate" means. Summarize responses that reflect the conveying of information (for example: to tell, to announce, to speak, to write).

- **Ask:** *How do we communicate in our classroom?* (by speaking; by writing; by drawing; by raising our hands; by smiling or other facial expressions)
- Have children plan a way to communicate something exciting to the whole school. (Children might enjoy creating a "pretend" event such as a horse visiting the school.) Tell children they must communicate the news without speaking, but can use their faces, hands, other parts of their body, or special tools.
- As a class, plan how they will communicate their message. Have them consider how they will deliver their message around the school.
 - Distribute the activity sheet, *Spreading the News*
 - For each picture, **ask:** *What is this invention called? How is it used to communicate?* Many children think of the computer as primarily a device for playing games. Encourage them to think of it as a communication device, like a telephone.
 - Invite children to color the picture of the child using the computer. As they do, explain that computers can be used to send messages from one person to another. Invite children to share their knowledge of E-mail.

Close



- **Ask:** *What does "communicate" mean?*
- **Ask:** *What kinds of inventions are used to communicate?*
- **Ask:** *How is a computer used to communicate?*

Extend

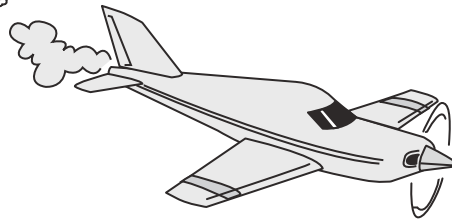
- Have children draw or cut out pictures and use them to make a collage showing a variety of inventions used to communicate (for example, telephones, computers, cell phones, beepers, letters, radios, televisions, and posters).

Name _____ Date _____

Spread the news!



Big News!



Note to Families: Today your children learned what it means to communicate, identified computers as a communication invention, and planned their own way to communicate without speaking. Ask them to tell you how people communicate in each picture.